



A sister brand of  OUELLET

By: **INNOVAIR**  
SOLUTIONS



# PRODUCTS CATALOG

Edition 06/2024

globalcommander.us • 1 877 247-3461



## Contacts



**Toll free**  
**1 877 247-3461**



**globalcommander.us**



**Info: [info@globalcommander.us](mailto:info@globalcommander.us)**  
**Orders: [order@globalcommander.us](mailto:order@globalcommander.us)**

# Table of Contents

The Company	4
Why Choose Global Commander as a Partner?	5
 Traditional Style Baseboard Heater PEG Series	6
 Radiant Cover Heater RCG Series	7
 Register Wall Heater VRG Series	8
 Kickspace Heater CPG Series	9
 Convactor CEG Series	10
 Quiet Wall Heater with Electronic Thermostat VCG Series	11

 Portable Heater CCG Series	12
 Economical Unit Heater AEG Series	13
 Floor Heating System - Free cable - CAG Series	14
 120V Preassembled Constant Wattage Heating Cable for Roof and Gutter De-icing RFG-R Series	16
 Ductless Single Zone Heat Pump HPG Series	17
Product Training	19
Terms and Conditions / Product Returns	22
Color Chart	23





A sister brand of  **OUELLET**

By:  
**INNOVAIR**  
SOLUTIONS

## The Compagny



Global Commander is a sister brand of Ouellet Canada Inc., a Canadian manufacturer, importer and distributor of heating and air conditioning products for residential, commercial and industrial applications throughout North America since 1967.

The company is a leader in the design, manufacture and marketing of safe and durable electric heating products and has:

- ISO 9001: 2015 certification
- Its own CSA-certified research laboratory

All our products are developed and manufactured with two things in mind: safety and durability.

Innovair Solutions is a group of brands that specialize in the manufacture and distribution of HVAC products.

Customer satisfaction is central to our daily commitment of offering high-quality service and products.



**500+**  
employees



**11** in **3**  
locations countries



**500,000 ft.<sup>2</sup>**  
warehousing and  
production facilities







# Why Choose Global Commander as a Partner?

- Competitive prices to help boost your profits.
- Courteous, straightforward after-sales service; customer satisfaction is our top priority.
- One of the best turnaround times in the industry.
- High-quality products, used daily in harsh winter climates.
- Very low product returns, less than 0.5%.
- Agile and eager to help our customers.
- A business relationship that's easy and just works.
- A focus on contributing to our clients' success.





# Traditional Style Baseboard Heater

## PEG Series

### Features

#### Color

- Standard: white, almond.
- Optional (upcharge applicable): metallic silver, bronze, metallic charcoal, aluminum, semi-gloss black, sand.
- Custom colors available upon request.

#### Finish

- Standard: 4H pencil hardness epoxy/polyester powder coat paint.
- May be repainted with any interior paint.

#### Voltage

- 120V, 240/208V, 1-phase.

#### Construction

- Robust 22-gauge steel body.
- Sturdy 20-gauge steel front panel.
- Welded 20-gauge steel connection box.
- Rounded corners.
- Linear high-limit temperature control with automatic reset.

#### Heating element

- Stainless steel tubular heating element with aluminum fins.
- Floating heating element on high-temperature nylon bushings reducing expansion noises.

#### Control

- Built-in thermostat kit can be installed at either end.

*Global Commander highly recommends using an electronic wall thermostat for greater comfort and efficiency.*

#### Installation

- Installation directly on the floor.
- No need to disassemble for electrical connection or wall attachment.
- Built-in single-screw wire holder on the back for quick connection box access from either end.
- Two rows of oval mounting holes with centering mark for ease of installation.
- Raceway and side knock-outs for baseboard interconnection.

#### Warranty

- 5-year warranty against defects.
- Lifetime on the heating element.

#### Application

- Kitchen, living room, family room, bedroom, bay window, commercial building, office building, condo, restaurant.

## Models

Product #	Watts 120V	Product #	Watts 240/208V	Product Length <sup>1</sup>		Net Weight		Gross Weight		Packaging Dimensions					
				in.	mm	lb	kg	lb	kg	A	B	C			
PEGU0352	350	PEGU0350	350/263	24	610	4.7	2.1	4.9	2.2	24 1/2	622	2 3/4	70	6 1/4	159
PEGU0502	500	PEGU0500	500/375	27 3/4	702	5.7	2.6	5.9	2.7	28 1/4	717	2 3/4	70	6 1/4	159
PEGU0702	700	PEGU0700	700/525	36	915	6.7	3.0	6.9	3.1	36 1/2	927	2 3/4	70	6 1/4	159
PEGU0752	750	PEGU0750	750/563	37 3/4	956	7.0	3.2	7.2	3.3	38 1/4	972	2 3/4	70	6 1/4	159
PEGU1002	1000	PEGU1000	1000/750	48	1217	8.7	3.9	9	4.1	48 1/2	1232	2 3/4	70	6 1/4	159
PEGU1252	1250	PEGU1250	1250/938	60	1524	10.7	4.9	11	5	60 1/2	1537	2 3/4	70	6 1/4	159
PEGU1502	1500	PEGU1500	1500/1125	72	1829	12.7	5.7	13	5.9	72 1/2	1842	2 3/4	70	6 1/4	159
-	-	PEGU1850	1850/1390	84	2134	14.6	6.6	15	6.8	84 1/2	2146	2 3/4	70	6 1/4	159
-	-	PEGU2000	2000/1500	96	2439	16.6	7.5	17	7.7	96 1/2	2451	2 3/4	70	6 1/4	159
-	-	PEGU2250 <sup>2</sup>	2250/1688	93	2364	16.2	7.3	16.6	7.5	93 1/2	2375	2 3/4	70	6 1/4	159
-	-	PEGU2500 <sup>2</sup>	2500/1875	102 1/4	2596	17.8	8.0	18.2	8.3	102 3/4	2610	2 3/4	70	6 1/4	159

## Options

Product # Kit	Description
KIT-PEG-T1	Single-pole bi-metal thermostat: 25A at 120-277V - 10A at 347-600V, with a control knob
KIT-PEG-T2 <sup>3</sup>	Double-pole bi-metal thermostat: 25A at 120-277V - 10A at 347-600V, with a control knob

<sup>1</sup> Nominal length  $\pm 1/8"$  (3 mm).

<sup>2</sup> These models must be ordered in pairs to reduce shipping damages.

<sup>3</sup> "Off" position.

Add "BL" for white, "AM" for almond.

Upcharge available for optional colors shown in the color chart section.







# Radiant Cove Heater

## RCG Series

### Features

#### Color

- Silichem off-white.

#### Voltage

- 240V, 50/60 Hz.

#### Construction

- Front made of an aluminum extrusion profiled to increase radiating surface.<sup>1</sup>
- Back of the unit made with 18-gauge steel.
- Junction box on each end.
- Wall installation brackets (supplied) that doesn't require opening the unit's casing.<sup>2</sup>
- KOE 7/8 in. (22 mm) for the installation of the BX wires.<sup>3</sup>
- 4 in. (102 mm) ground wires on both ends.<sup>3</sup>
- Highly-emissive paint on the heat exchanger for higher efficiency.

#### Heating element

- Stainless steel tubular heating element inserted into a solid aluminum extrusion preventing any thermal expansion noise.

#### Control

- Global Commander highly recommends to use an electronic wall thermostat for greater comfort. (Not offered by Global Commander)

#### Installation

- 6 ft. (1.83 m) minimum clearance to floor and 4 1/2 in. (114 mm) minimum from ceiling.

#### Warranty

- 2-year warranty against defects.


#### Application

- Entrance way, bathroom, kitchen, living room, family room, bedroom, patio door, bay window, daycare, nursery, workshop.


### Models

Product #	Watts	Product Length		Net Weight		Gross Weight		Packaging Dimensions					
		in.	mm	lb	kg	lb	kg	A		B		C	
RCGU0390BL	390	34	864	6	2.7	7.3	3.2	37.0	939.8	3.75	95.5	6.25	158.8
RCGU0600BL	600	47	1194	8	3.6	9.4	4.1	49.75	1263.6	3.75	95.5	6.25	158.8
RCGU0750BL	750	59	1499	10	4.5	11.7	5.0	61.5	1562.1	3.75	95.5	6.25	158.8
RCGU0900BL	900	71	1803	12	5.4	14.0	6.4	73.75	1873.3	3.75	95.5	6.25	158.8
RCGU1050BL	1050	83	2108	13	5.9	16.0	7.3	85.0	2159.0	3.75	95.5	6.25	158.8
RCGU1200BL	1200	94	2388	15	6.8	18.1	8.2	96.5	2451.1	3.75	95.5	6.25	158.8
RCGU1500BL	1500	113	2870	18	8.2	21.6	9.5	115.0	2921.0	3.75	95.5	6.25	158.8

Standard color is silichem off-white.







# Register Wall Heater

## VRG Series

### Features

#### Color

- Standard: white, almond.
- Optional (upcharge applicable): metallic silver, bronze, metallic charcoal, aluminum, semi-gloss black, sand.
- Custom colors available upon request.

#### Finish

- Standard: epoxy/polyester powder paint.

#### Voltage

- 120V, 240/208V, 1-phase.

#### Construction

- 20-gauge steel.
- High-limit temperature control with automatic reset.

#### Fan

- Quiet fan operating.
- 500W to 1000W; 40 cfm fan and 1250W to 2000W; 80 cfm fan.
- Factory-lubricated motor.

#### Heating element

- Durable tubular heating element with fins.

#### Control

- Built-in thermostat (-TB6 models).
- Wall thermostat (not included).

*Note: If an electronic thermostat is used, it must be compatible with forced-air heaters.*

#### Installation

- The air outlet should be installed at least 10 in. (25.4 cm) above floor.
- Quick installation with recess box mounting holes.
- Large wiring compartment.
- May be recessed in 2 in. x 3 in. stud partitions.
- Surface mounting box available.
- Tight fit with V-shaped recess box.

#### Warranty

- 5-year warranty against defects.

#### Application

- Entrance way, kitchen, bathroom, family room, basement.

### Models

Product #	Watts 120V	Product #	Watts 240/208V	Net Weight		Gross Weight		Packaging Dimensions					
								A		B		C	
				lb	kg	lb	kg	in.	mm	in.	mm	in.	mm
<b>Without thermostat</b>													
VRGU0502	500	VRGU0500	500/375	9	4.1	9.5	4.3	16 3/4	426	4 1/4	108	8 1/2	216
VRGU0752	750	VRGU0750	750/563	9	4.1	9.5	4.3	16 3/4	426	4 1/4	108	8 1/2	216
VRGU1002	1000	VRGU1000	1000/750	9	4.1	9.5	4.3	16 3/4	426	4 1/4	108	8 1/2	216
VRGU1252	1250	VRGU1250	1250/938	9	4.1	9.5	4.3	16 3/4	426	4 1/4	108	8 1/2	216
VRGU1502	1500	VRGU1500	1500/1125	9	4.1	9.5	4.3	16 3/4	426	4 1/4	108	8 1/2	216
-	-	VRGU2000	2000/1500	9	4.1	9.5	4.3	16 3/4	426	4 1/4	108	8 1/2	216
<b>Built-in thermostat</b>													
VRGU0502-TB6 <sup>1</sup>	500	VRGU0500-TB26 <sup>2</sup>	500/375	9	4.1	10	4.5	16 3/4	426	4 1/4	108	8 1/2	216
VRGU0752-TB6 <sup>1</sup>	750	VRGU0750-TB26 <sup>2</sup>	750/563	9	4.1	10	4.5	16 3/4	426	4 1/4	108	8 1/2	216
VRGU1002-TB6 <sup>1</sup>	1000	VRGU1000-TB26 <sup>2</sup>	1000/750	9	4.1	10	4.5	16 3/4	426	4 1/4	108	8 1/2	216
VRGU1252-TB6 <sup>1</sup>	1250	VRGU1250-TB26 <sup>2</sup>	1250/938	9	4.1	9.5	4.3	16 3/4	426	4 1/4	108	8 1/2	216
VRGU1502-TB6 <sup>1</sup>	1500	VRGU1500-TB26 <sup>2</sup>	1500/1125	9	4.1	10	4.5	16 3/4	426	4 1/4	108	8 1/2	216
-	-	VRGU2000-TB26 <sup>2</sup>	2000/1500	9	4.1	10	4.5	16 3/4	426	4 1/4	108	8 1/2	216

### Option

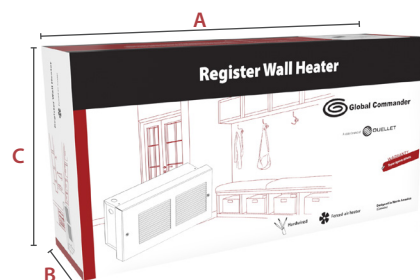
Product #	Description
KIT-VRG-BS	Surface mounting box

<sup>1</sup> Built-in single-pole bi-metal thermostat with control knob.

<sup>2</sup> Built-in double-pole bi-metal thermostat with control knob. "OFF" position.

Add "BL" for white, "AM" for almond.

Upcharge available for optional colors shown in the color chart section.





# Kickspace Heater

## CPG Series

### Features

#### Color

- Three grille colors (included): white, metallic charcoal, semi-gloss black.

#### Finish

- Standard: epoxy/polyester powder paint.

#### Voltage

- 240/208V, 1-phase.

#### Construction

- 20-gauge steel.
- 1000W standard. Wattage can be converted to 500W at the time of wiring (see installation instructions).
- High-limit temperature control with automatic reset (first level).
- High-limit temperature control with manual reset (second level).

#### Fan

- 80 cfm fan (44.5 dBA).
- Factory-lubricated motor.

#### Heating element

- Two elements of 500W (1000W in parallel).
- Durable tubular heating element with fins.

#### Control

- Wall thermostat (not included).

*Note: If an electronic thermostat is used, it must be compatible with forced-air heaters.*

#### Installation

- Do not install the heater near thermosensitive materials.
- Trim frame included.

#### Warranty

- 1-year warranty against defects.


#### Application

- Kitchen, bathroom, recessed in stair risers.

### Model

Product # <sup>1</sup>	Watts 240/208V	Net Weight		Gross Weight		Packaging Dimensions					
		lb	kg	lb	kg	A	B	C			
						in.	mm	in.	mm	in.	mm
CPGU1000MC1	500/375 1000/750	16	7.3	16.75	7.6	23	584	10 3/4	273	4	102

<sup>1</sup>Three grille colors (included): white, metallic charcoal, semi-gloss black.





# Convector

## CEG Series

### Features

#### Color

- Standard: white.
- Optional (upcharge applicable): almond, metallic silver, bronze, aluminum, semi-gloss black, metallic charcoal, sand.
- Custom colors available upon request.

#### Finish

- Standard: epoxy/polyester powder paint.

#### Voltage

- 240/208V, 60 Hz, 1-phase.

#### Construction

- 20-gauge steel.
- Warm air outlet that directs the air to the center of the room.
- Bar grilles prevent insertion of foreign objects.
- High-limit temperature control with automatic reset.

#### Heating element

- 2 stainless steel tubular heating elements with aluminum fins.
- Floating heating element on high-temperature nylon bushings reducing expansion noises.

#### Watt density

- 700W/ft. (2320W/m).

#### Control

- Built-in non programmable electronic thermostat (-TH models).
- Wall thermostat (not included).

*Global Commander highly recommends the use of an electronic wall thermostat for greater comfort.*

#### Installation

- 4 in. (102 mm) minimum clearance to floor and from an adjacent wall.
- Quick surface-mounted installation, with the included wall mounting bracket.

#### Warranty

- 3-year warranty against defects.
- 10-year on the heating element.

#### Application

- Kitchen, living room, family room, bedroom, basement.

## Models


Product #		Watts 240/208V	Product Length		Net Weight		Gross Weight		Packaging Dimensions					
Without thermostat	Built-in electronic thermostat		in.	mm	lb	kg	lb	kg	A		B		C	
									in.	mm	in.	mm	in.	mm
CEGU0500BL	CEGU0500BL-TH	500/375	18	457	13	6	14	6.4	19 1/2	495	6	152	20 1/2	521
CEGU1000BL	CEGU1000BL-TH	1000/750	23 9/16	598	16	7.3	17	7.7	25 1/2	648	6	152	20 1/2	521
CEGU1500BL	CEGU1500BL-TH	1500/1125	29 1/16	739	20	9.1	21	9.5	30 1/2	775	6	152	20 1/2	521
CEGU2000BL	CEGU2000BL-TH	2000/1500	34 5/8	880	24	10.9	25	11.3	36 1/2	927	6	152	20 1/2	521

Standard color is white.

Upcharge available for optional colors shown in the color chart section.







1



# Quiet Wall Heater with Electronic Thermostat

## VCG Series

### Features

- Color**
  - Standard: white.
- Finish**
  - Standard: epoxy/polyester powder paint.
- Voltage**
  - 120V, 240/208V, 1-phase.
- Construction**
  - Shock-resistant cast aluminum front cover.
  - 20-gauge steel.
  - High-limit temperature control with automatic reset.
- Fan**
  - Whisper-quiet squirrel-cage fan.
  - Factory-lubricated, two-speed motor.
- Heating element**
  - Nickel-chromium alloy stitched wire protected by mica insulators.
  - Heating element provides instant heat.
- Control**
  - Operating modes adapted for all requirements (comfort, economy, frost-free, full power, standby mode).
  - Built-in electronic digital thermostat/timer with backlit display that can be used as a night light.
- Electronic thermostat with 2 triacs automatically switches from 750W to 1500W when needed.
- Keypad lock function that eliminates unwanted temperature adjustments and the use of the thermostat modes.

### Installation

- 6 in. (152 mm) minimum clearance to floor.
- May be recessed or surface-mounted without adaptor in 2 in. X 3 in. stud partitions with gypsum.
- Easy installation and connection with mounting screws and knockouts (mounting screws included).
- Template included.
- Also available with connection to a grounded 3-pronged plug on a dedicated circuit (VCG1502BL-CORD-TH), surface-mounted only. 1

### Warranty

- 5-year warranty against defects.

### Application

- Hallways, bathrooms, shower rooms, dining rooms, kitchens, corridors.

### Models

Product #	Volts	Watts		Net Weight		Gross Weight		Packaging Dimensions					
		min.	max.	lb	kg	lb	kg	A	B	C			
VCG1500BL-TH	240/208	750/563	1500/1125	12.8	5.8	12.8	5.8	12.5	318	17	432	4.5	114
VCG1502BL-CORD-TH	120	750	1500	17	7.7	17	7.7	12.5	318	17	432	4.5	114

Standard color is white.





Requires a grounded  
3-pronged outlet



NEMA 6-30R  
30A, 250VAC



## Portable Heater

### CCG Series

#### Features

##### Color

- Standard: almond.

##### Finish

- Standard: epoxy/polyester powder paint.

##### Voltage

- 240/208V, 1-phase.

##### Construction

- Handle may be used as a reel for the electrical cable.
- 6 ft. (2 m) molded electrical cable for extra durability.
- Safely recessed thermostat knob reduces heater size to a minimum.
- High-limit temperature control with automatic reset (first level) and single operation thermal fuse (second level).

##### Fan

- Totally enclosed motor permanently lubricated (-MF model).
- Open motor permanently lubricated (-MO model).

*Note: The open motor is not intended for use in a dusty environment.*

- 300 cfm fan.

##### Heating element

- Helical coil nickel-chromium alloy wire protected by ceramic insulators.
- Heating element provides instant heat.

##### Temperature rise

- 28 °C (51 °F).

##### Control

- Built-in thermostat included.

##### Installation

- Must be plugged into a grounded 3-pronged outlet, 30A, 250VAC (not supplied).

*Note: Always unplug heater when not in use.*

##### Warranty

- 1-year warranty against defects.


##### Application


- Construction area, workshop, garage.

### Models

Product # <sup>1</sup>	Watts 240/208V	Motor type	Net Weight		Gross Weight		Packaging Dimensions							
							A		B		C			
			lb	kg	lb	kg	in.	mm	in.	mm	in.	mm		
CCGU4800AM-MF-TB6	4800/3600	Enclosed	16	7.2	16.75	7.3	12 1/2	318	10 1/2	267	14 1/4	362		
CCGU4800AM-MO-TB6	4800/3600	Open	16	7.2	16.75	7.3	12 1/2	318	10 1/2	267	14 1/4	362		

Standard color is almond.





# Economical Unit Heater

## AEG Series

### Features

#### Color

- Standard: aluminium.

#### Finish

- Standard: epoxy/polyester powder paint.

#### Voltage

- 240/208V, 1-phase.

#### Construction

- 20 gauge steel.
- Adjustable louvers to control warm air flow.
- High-limit temperature control with automatic reset (first level) and single operation thermal fuse (second level).

#### Fan

- Totally enclosed motor.
- 300 cfm fan.

#### Heating element

- Helical coil nickel-chromium alloy wire protected by ceramic insulators.
- Heating element provides instant heat.

#### Control

- Built-in thermostat included.

#### Installation

- Mounting brackets for ceiling or wall installation included
- Mounting brackets allow 360° rotation of the unit.

#### Warranty

- 3-year warranty against defects.


#### Application

- Garage, workshop.


## Model

Product # <sup>1</sup>	Watts 240/208V	Net Weight		Gross Weight		Packaging Dimensions							
						A		B		C			
		lb	kg	lb	kg	in.	mm	in.	mm	in.	mm		
AEGU5000AL-EO-TB6	4800/3600	17.4	7.9	19.3	8.77	14	356	11 15/16	303	16 5/8	422		

<sup>1</sup>Built-in thermostat included.  
Standard color is aluminium.







Included:



Installation strapping



Floor sensor



# Floor Heating System - Free Cable

## CAG Series

### Features

#### Installation

- Never cut or shorten the heating cable.
- For indoor applications only.
- On concrete slab or plywood subfloor.

#### Warranty

- 1-year against defects.
- 25-year warranty on the heating cable.

#### Application

- Kitchen, bathroom, entrance way, family room, living room.

### Models

Product # 120V	Product # 240/208V¹	Watts	Installation Strapping² (included) Covered Surface Depending on Spacing³				Amp. 120V	Amp. 240/ 208V	Lenght		Packaging Dimensions					
			3" (76 mm)		4" (102 mm)						A		B		C	
			12W/sq. ft.	130W/sq. m	9W/sq. ft.	100W/sq. m			ft.	m	in.	mm	in.	mm	in.	mm
085CAG120	-	85	8.0	0.7	11.0	1.0	0.71	-	32	9.75	16 5/8	422	5 7/16	138	16 7/8	418
0120CAG120	-	120	10.0	0.9	13.0	1.2	1.00	-	40	12.19	16 5/8	422	5 7/16	138	16 7/8	418
0150CAG120	-	150	13.0	1.2	17.0	1.6	1.25	-	53	16.15	16 5/8	422	5 7/16	138	16 7/8	418
0170CAG120	0170CAG240	170	15.5	1.4	20.5	1.9	1.42	0.70	61	18.59	16 5/8	422	5 7/16	138	16 7/8	418
0240CAG120	0240CAG240	240	20.0	1.9	26.5	2.5	2.00	1.00	80	24.38	16 5/8	422	5 7/16	138	16 7/8	418
0300CAG120	0300CAG240	300	25.5	2.3	33.5	3.1	2.50	1.25	101	30.78	16 5/8	422	5 7/16	138	16 7/8	418
0360CAG120	0360CAG240	360	30.0	2.8	40.0	3.7	3.00	1.50	120	36.58	16 5/8	422	5 7/16	138	16 7/8	418
0420CAG120	0420CAG240	420	35.5	3.3	47.0	4.4	3.50	1.75	141	42.98	16 5/8	422	5 7/16	138	16 7/8	418
0475CAG120	0475CAG240	475	40.0	3.7	53.5	5.0	3.96	1.98	160	48.77	16 5/8	422	5 7/16	138	16 7/8	418
0600CAG120	0600CAG240	600	50.0	4.6	66.5	6.2	5.00	2.50	200	60.96	16 5/8	422	5 7/16	138	16 7/8	418
0720CAG120	0720CAG240	720	60.0	5.6	80.0	7.4	6.00	3.00	240	73.15	16 5/8	422	5 7/16	138	16 7/8	418
0840CAG120	0840CAG240	840	70.0	6.5	93.5	8.7	7.00	3.50	280	85.34	16 5/8	422	5 7/16	138	16 7/8	418
0960CAG120	0960CAG240	960	80.0	7.4	106.5	9.9	8.00	4.00	320	97.54	16 5/8	422	5 7/16	138	16 7/8	418
-	1080CAG240	1080	90.0	8.4	120.0	11.1	-	4.50	360	109.73	16 5/8	422	5 7/16	138	16 7/8	418
1140CAG120	-	1140	95.0	8.8	127	11.7	9.50	-	380	115.82	16 5/8	422	5 7/16	138	16 7/8	418
-	1200CAG240	1200	100.0	9.3	133.5	12.4	-	5.00	400	121.92	16 5/8	422	5 7/16	138	16 7/8	418
1320CAG120	-	1320	110.0	10.2	147	13.6	11.00	-	440	134.11	16 5/8	422	5 7/16	138	16 7/8	418
-	1440CAG240	1440	120.0	11.1	160.0	14.9	-	6.00	480	146.30	16 5/8	422	5 7/16	138	16 7/8	418
1450CAG120	-	1450	120.0	11.1	160.0	14.8	12.08	-	480	146.30	16 5/8	422	5 7/16	138	16 7/8	418
1500CAG120	-	1500	125.0	11.6	167	15.5	12.50	-	500	152.40	16 5/8	422	9 3/16	233	16 7/8	418
-	1600CAG240	1600	140.0	13.0	186.5	17.3	-	6.67	560	170.69	16 5/8	422	9 3/16	233	16 7/8	418
1680CAG120	-	1680	140.0	13.0	187.0	17.4	14.00	-	560	170.69	16 5/8	422	9 3/16	233	16 7/8	418
-	1920CAG240	1920	160.0	14.9	213.5	19.8	-	8.00	640	195.07	16 5/8	422	9 3/16	233	16 7/8	418
-	2280CAG240	2280	190.0	17.7	253.0	23.6	-	9.50	760	231.65	16 5/8	422	9 3/16	233	16 7/8	418
-	2640CAG240	2640	220.0	20.4	293.0	27.2	-	11.00	880	268.22	16 5/8	422	9 3/16	233	16 7/8	418
-	2900CAG240	2900	242.0	22.5	323.0	30.0	-	12.08	968	295.04	16 5/8	422	9 3/16	233	16 7/8	418
-	3000CAG240	3000	250.0	23.2	333.0	30.9	-	12.50	1000	304.80	16 5/8	422	9 3/16	233	16 7/8	418
-	3360CAG240	3360	280.0	26.0	374.0	34.7	-	14.00	1120	341.38	16 5/8	422	9 3/16	233	16 7/8	418

<sup>1</sup> 208V = 75% of wattage at 240V.


<sup>2</sup> Installation strapping included. The length of plastic strapping included is based on a square room with strapping every 24" (610 mm).

<sup>3</sup> Does not represent the surface of the room but rather the surface covered by the floor heating system, excluding fixtures and other spaces to consider.  
15' (4.6 m) floor sensor, 10' (3 m) cold lead and electrical fault alarm included.

### Options

Product #	Description
KIT-CBL-G25	Plastic installation strapping, interlocking technique. Total length of 25 ft. (7.6 m)/kit
KIT-SP1	Repair kit





**Fleeceback membrane**



**Self-adhesive membrane**

## Models

Product # 120V	Product # 240/208V <sup>1</sup>	Watts	Membrane <sup>2</sup> (Optional) Covered Surface Depending on Spacing <sup>3</sup>			
			3 5/8" (92 mm) <sup>4</sup>	3 3/4" (95 mm)	10W/sq. ft.	108W/sq. m
085CAG120	-	85	9.5	0.9	10	0.9
0120CAG120	-	120	12.0	1.1	12.5	1.2
0150CAG120	-	150	16.0	1.5	16.5	1.5
0170CAG120	0170CAG240	170	18.5	1.7	19.0	1.8
0240CAG120	0240CAG240	240	24.0	2.2	25.0	2.3
0300CAG120	0300CAG240	300	30.5	2.8	31.5	2.9
0360CAG120	0360CAG240	360	36.5	3.4	37.5	3.5
0420CAG120	0420CAG240	420	42.5	4.0	44.0	4.1
0475CAG120	0475CAG240	475	48.5	4.5	50.0	4.6
0600CAG120	0600CAG240	600	60.5	5.6	62.5	5.8
0720CAG120	0720CAG240	720	72.5	6.7	75.0	7.0
0840CAG120	0840CAG240	840	84.5	7.9	87.5	8.1
0960CAG120	0960CAG240	960	96.5	9.0	100.0	9.3
-	1080CAG240	1080	109.0	10.1	112.5	10.5
1140CAG120	-	1140	115.0	10.66	119.0	11.3
-	1200CAG240	1200	121.0	11.2	125.0	11.6
1320CAG120	-	1320	133.0	12.35	137.5	12.77
-	1440CAG240	1440	145.0	13.5	150.0	13.9
1450CAG120	-	1450	145.0	13.5	150.0	13.9
1500CAG120	-	1500	151.0	14.0	156.5	14.5
-	1600CAG240	1600	169.0	15.7	175.0	16.3
1680CAG120	-	1680	169.5	15.7	175.0	16.3
-	1920CAG240	1920	193.5	18.0	200.0	18.6
-	2280CAG240	2280	229.5	21.3	237.5	22.1
-	2640CAG240	2640	266.0	24.7	275.0	25.5
-	2900CAG240	2900	292.5	27.2	302.5	28.1
-	3000CAG240	3000	302.0	28.1	312.5	29.0
-	3360CAG240	3360	338.5	31.4	350.0	32.5

<sup>1</sup> 208V = 75% of wattage at 240V.

<sup>2</sup> For heating cable installation on uncoupling membrane systems, consult the membrane manufacturer's instructions to ensure that it is compatible with the use of heating cables.


<sup>3</sup> Does not represent the surface of the room but rather the surface covered by the floor heating system, excluding fixtures and other spaces to consider.

<sup>4</sup> Spacing with the NADCM membrane when the cable is installed with 3 spacing castellations.


15' (4.6 m) floor sensor, 10' (3 m) cold lead and electrical fault alarm included.

## Options

Product #	Description
NADCM-M-80	Fleeceback uncoupling membrane in sheet, 2' 6-5/16" X 3' 3", 8.16 sq. ft., sold in box of 10 sheets
NADCM-M-150	Fleeceback uncoupling membrane in roll, 46' 9" x 3' 3", 150 sq. ft.
NADCM-S-80	Uncoupling self-adhesive membrane in sheet, 2' 6-5/16" X 3' 3", 8.16 sq. ft., sold in box of 10 sheets
NADCM-S-150	Uncoupling self-adhesive membrane in roll, 46' 9" x 3' 3", 150 sq. ft.



NADCM-M-80



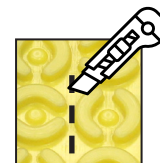
NADCM-S-80



NADCM-M-150



NADCM-S-150



Easy to cut



### Uncoupling

Accommodates movement stresses to prevent cracked tile and grout.



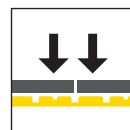
### Waterproofing

Protects moisture sensitive substrate materials such as plywood and OSB.



### Vapor Management

Protects tile covering from damage due to excess substrate moisture.



### Support/Load Distribution

Advantages of uncoupling achieved while maintaining support for the tile covering.



# 120V Preassembled Constant Wattage Heating Cable for Roof and Gutter De-icing



## RFG-R Series

### Features

#### Nominal voltage

- 120V.

#### Linear density

- 5 Watts per foot.

#### Cold lead length

- 30 in. (0.76 m).

#### Outer jacket

- PVC.

#### Bus wire

- Nickel plated copper.

#### Bending radius, minimum

- 1/2 in. (12 mm).

#### Included hardware

- Roof clips for cable and spacers.
- Grounded 3-pronged plug with indicator light to show when the cable is on.

#### Installation

- Never cut or shorten the heating cable.
- For outdoor residential applications only.
- Minimum installation temperature: 0 °C (34 °F).

#### Warranty

- 1-year basic warranty on the heating cable.

#### Application

- Roof and gutter de-icing.

## Models

Product # <sup>1</sup>	Watts 120V	Product Length		Gross Weight		Packaging Dimensions					
						A		B		C	
		ft.	m	lb	kg	in.	mm	in.	mm	in.	mm
RFG-R020	100	20	6.1	2	0.91	8	203.2	3	76.2	10	254.0
RFG-R030	150	30	9.1	2	0.91	8	203.2	3	76.2	10	254.0
RFG-R060	300	60	18.3	3	1.36	8	203.2	3	76.2	10	254.0
RFG-R080	400	80	24.4	4	1.81	8	203.2	4	101.6	10	254.0
RFG-R100	500	100	30.5	5	2.27	8	203.2	4	101.6	10	254.0
RFG-R120	600	120	36.6	5	2.27	10	254.0	4	101.6	10	254.0
RFG-R140	700	140	42.7	6	2.72	10	254.0	4	101.6	10	254.0
RFG-R160	800	160	48.8	7	3.18	10	254.0	4	101.6	10	254.0
RFG-R180	900	180	54.9	8	3.63	11	279.4	4	101.6	12	304.8
RFG-R200	1000	200	61.0	9	4.08	11	279.4	4	101.6	12	304.8
RFG-R240	1200	240	73.2	10	4.54	11	279.4	4	101.6	12	304.8

<sup>1</sup> Must be plugged into a 120V outlet fitted with ground fault protection device (GFCI).

## Option

Product #	Description
KIT-RF-CLIP	Roof clips (25) and spacers (15) for constant wattage heating cables
RCR-U	Roof and gutter sentry for automatic de-icing control with humidity probe







# Ductless Single Zone Heat Pump

## HPG Series

### Performance up to



Cooling



Heating

### Up to

**20 SEER2**  
IN COOLING

**7 HSPF2**  
IN HEATING

## Features

### Operation mode

- Cooling, heating, dehumidifying, fan and auto.

### Nominal capacity

- 9000, 12000, 18000, 24000 BTU/hr.

### Voltage

- 115V, 230/208V, 60 Hz, 1-phase.

### Indoor unit

- High wall installation, dual side connection.
- Plastic housing, standard white.
- Cross-flow fan with selectable speed from 3 operation modes.
- Evaporator fins covered with hydrophilic coating for improved corrosion resistance.
- Washable filters.

### Outdoor unit

- Variable speed rotary compressor (INVERTER), with PCB control protection.
- Electronic expansion valve for precise control of refrigerant flow.
- Condenser fins covered with a hydrophilic coating for improved corrosion resistance.
- Quiet axial-flow fan.
- Multi-hole pan with smart heater to prevent ice formation.
- Compressor blanket and preheating technology.

### Connection piping

- Minimum piping length of 10 ft. (3 m).
- Flared connections.

### Control

- Wireless remote included.
- Temperature display format: °C or °F.

### Warranty

- 5-year basic warranty on parts and on the compressor (labor not included).

### Application

- Dining room-kitchen, living room, family room, commercial building, office building, condo, restaurant.

## Features and functions



### Smart Pan Heater

Prevents ice formation in the base pan of the outdoor unit.



### Compressor Blanket and Preheating Technology

Keeps the oil inside the compressor warm and prevents it from mixing with the refrigerant.



### Anti-Corrosion Fin Coating

Condenser and evaporator fins are covered with a hydrophilic coating for greater corrosion resistance – a clear advantage for people living in coastal regions.



### Refrigerant Leakage Detection

The indoor unit will display "EC" when the outdoor unit detects refrigerant leakage.



### Smart Defrosting

Provides greater comfort and energy savings by eliminating unnecessary defrost cycles.



### Smart Preheating

The system delays turning on the fan in heating mode to avoid blowing cold air out at startup.



### Auto Restart

In case of power failure, user selection and system parameters are stored in non-volatile memory. The system will automatically return to the last operating mode when power resumes.



### Auto-Clean

Keeps the indoor unit dry to prevent mold growth.



### Self-Diagnosis

A microcomputer monitors the system and turns the unit off if abnormal operation is encountered. An error code will be displayed on the indoor unit to facilitate maintenance.



### Turbo Mode

The unit operates at super high speed to achieve quick cooling or heating.



### Up & Down Swing

Can be used to select oscillating angles for the vertical louvers.



### Timer

Allows you to program the time you want the unit to start and stop over a 24-hour period.



### Sleep Mode

This function can be used to gradually increase or decrease room temperature.



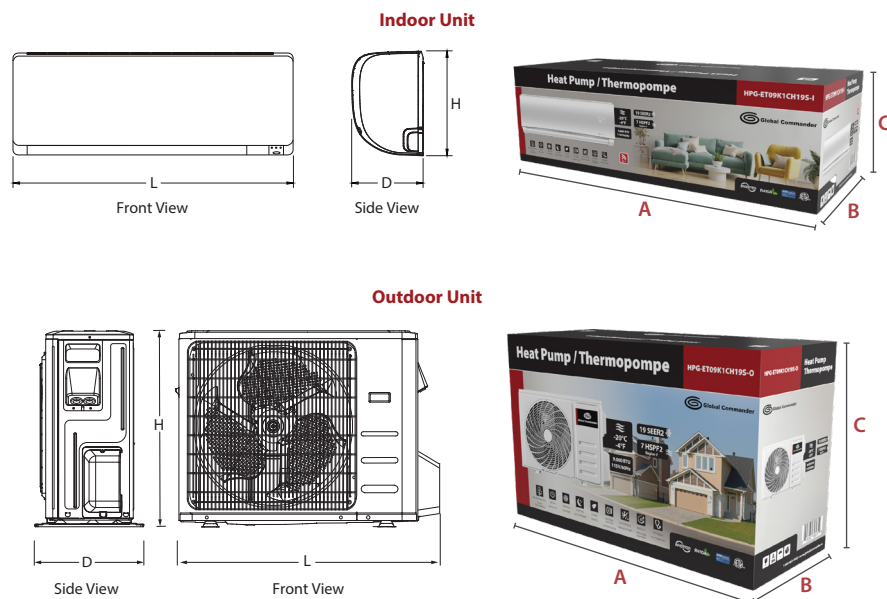
### Silence Function

The unit will operate at low frequency and the fan at the lowest speed to reduce noise level.

## Models

Product # <sup>1</sup>		Indoor Unit	HPG-ET09K1CH19S-I	HPG-ET12K1CH19S-I	HPG-ET18K2CH19S-I	HPG-ET24K2CH20S-I
		Outdoor Unit	HPG-ET09K1CH19S-O	HPG-ET12K1CH19S-O	HPG-ET18K2CH19S-O	HPG-ET24K2CH20S-O
Technical Performance						
Voltage		Volts	115	115	230/208	230/208
Cooling capacity	Nominal	W (BTU/hr)	2638 (9000)	3517 (12000)	5275 (18000)	7034 (24000)
Heating capacity	Nominal	W (BTU/hr)	2930 (10000)	3605 (12300)	5715 (19500)	7150 (24400)
Used cooling power input	Nominal	W	840	1130	1840	2360
Used heating power input	Nominal	W	810	1090	1730	2230
Cooling rated current		A	7.4	10.2	8.2	11
Heating rated current		A	7.2	9.6	7.7	10.5
SEER (SEER2)		-	19	19	19	20
HSPF (HSPF2)		-	7.8	7.8	7.8	8.5
EER		W/W	10	10	9.4	9
COP		W/W	3.41	3.21	3.21	3.01
AHRI number		-	211698474	211698475	211698477	211756655
Indoor Unit						
Dehumidification		l/hr	1.1	1.6	2.2	2.6
Air flow volume		cfm	353/288/250	383/318/253	606/465/429	847/700/641
Sound level		dB (A)	41/39/34/29/26	42/39/34/29/27	50/48/43/38/32	51/48/43/38/35
Fan motor power output		W	20	20	45	45
Net weight		lb (kg)	19.8 (9)	19.8 (9)	28.7 (13)	36.4 (16.5)
Product dimensions	L x H x D	in.	31 15/16 x 8 1/16 x 11 1/2	31 15/16 x 8 1/16 x 11 1/2	39 3/4 x 8 5/8 x 12 3/8	46 15/16 x 10 1/4 x 14 1/8
		mm	811 x 205 x 292	811 x 205 x 292	1010 x 220 x 315	1192 x 260 x 360
Packaging dimensions	A x B x C	in.	34 7/8 x 14 6/16 x 10 15/16	34 7/8 x 14 6/16 x 10 15/16	43 3/16 x 15 3/8 x 11 13/16	49 13/16 x 17 1/8 x 13 1/4
		mm	886 x 365 x 278	886 x 365 x 278	1097 x 390 x 300	1265 x 435 x 337
Outdoor Unit						
Air flow volume		cfm	1324	1324	1765	2235
Sound level		dB (A)	51	52	54	58
Motor type		-	DC	DC	DC	DC
Fan motor power output		W	33	33	33	85
Net weight		lb (kg)	48.5 (22)	55 (25)	70.5 (32)	89.3 (40.5)
Operating ambient temperature	Cooling	°C (°F)	-15 to 50 (5 to 122)			
	Heating	°C (°F)	-20 to 30 (-4 to 86)			
Product dimensions	L x H x D	in.	28 1/8 x 19 5/8 x 11 7/16	28 1/8 x 19 5/8 x 11 7/16	30 11/16 x 23 13/16 x 13 1/4	33 1/4 x 27 1/2 x 15
		mm	715 x 498 x 290	715 x 498 x 290	780 x 605 x 349	845 x 700 x 380
Packaging dimensions	A x B x C	in.	32 3/8 x 12 13/16 x 21 3/16	32 3/8 x 12 13/16 x 21 3/16	35 x 15 3/16 x 25 3/8	37 6/16 x 16 1/2 x 29 1/2
		mm	822 x 325 x 538	822 x 325 x 538	889 x 386 x 644	949 x 419 x 749
Connection Piping/Refrigerant						
Pre-charge length		ft. (m)	25 (7.5)	25 (7.5)	25 (7.5)	25 (7.5)
Additional refrigerant charge		oz/ft. (g/m)	0.22 (20)	0.22 (20)	0.22 (20)	0.22 (20)
Liquid pipe outer diameter		in.	1/4	1/4	1/4	1/4
Gas pipe outer diameter		in.	3/8	3/8	3/8	1/2
Maximum height difference		ft. (m)	33 (10)	33 (10)	49 (15)	49 (15)
Maximum total length		ft. (m)	50 (15)	50 (15)	65 (20)	65 (20)

<sup>1</sup> 1 indoor unit and 1 outdoor unit. Note that each unit is individually packaged.





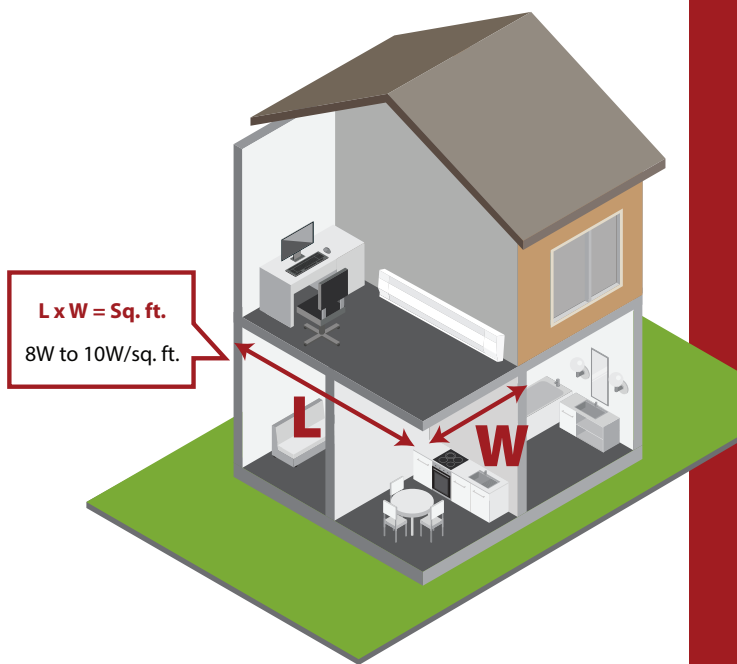
## Product Training

### GETTING THE HEATING CAPACITY YOU NEED

With resistive electric heaters (e.g., PEG Baseboard Heaters, VRG Wall Heaters) 8W to 10W/sq. ft. is the rule of thumb for calculating adequate heating capacity. These calculations are based on a room with an 8 foot ceiling, R12 wall insulation, and R20 ceiling insulation. The suggested heating capacity could then maintain room temperature at 21 °C (70 °F) when the outdoor temperature is at -25 °C (-13 °F).

The heating capacity required will vary depending on the area and volume of the room, the layout and orientation of the residence, its geographic location, type of construction, insulation and airtightness levels, as well as the size, type, and orientation of the windows, etc. You may also wish to consult a specialist to assess heat loss.

It is important not to install an underpowered heating system: this will cause the unit to run continuously and its parts to wear out prematurely.



### CHOOSING A SUITABLE LOCATION

While not strictly mandatory, we recommend installing electric heaters below windows or as close as possible to exterior doors because that is where most heat loss occurs. By installing the heater close to the source of cold air you can counter uncomfortable cold drafts and prevent window condensation.

When installing your heater always follow minimum clearance guidelines described in the installation instructions.

### INSTALLING ELECTRIC HEATING UNITS

Detailed installation instructions are available on our website and also included in our product packaging. While it may seem straightforward enough to install some of our products yourself, please take note of the following recommendations:

- 1 Hard-wired products should be installed by someone comfortable working with electricity and with the skills required by law.
- 2 Consult local or state laws regarding the installation of electric heating products. These laws may vary depending on the region. It is the consumer's responsibility to ensure that installation is carried out according to regional laws and standards.

You can refer to the National Electrical Code (NEC), or NFPA 70, which contains regionally adoptable standards for the safe installation of electrical wiring and equipment in the United States.





## CONTROLLING YOUR HEATER

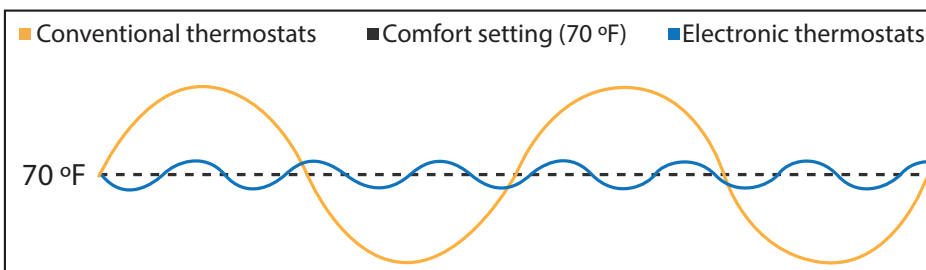
For optimal comfort we highly recommend using a wall-mounted electronic thermostat to regulate your electric heaters. Thermostats are more accurate when installed on an interior wall where sensors aren't affected by the colder temperature of exterior walls. It will thus ensure more uniform room temperature and greater overall comfort.

Superior comfort isn't the only reason to opt for electronic thermostats: they'll also save you money on your heating bill. We estimate that electronic thermostats deliver savings of up to 10% on annual heating costs compared with their mechanical counterparts.

Mechanical thermostats work with two strips of different metals (or alloys) that expand at different rates in response to temperature variations. That means these thermostats do not actually "read" the temperature, and are accurate only to within 4 °F to 6 °F of the setting. This variance gets larger as the thermostat gets older. This somewhat crude system is sometimes nicknamed "saw tooth" heating because the heat output, if graphed, would resemble a set of sharp peaks and valleys rather than a smooth line: the heater works uninterrupted to above the upper setting, then stops and the room cools to below the lower setting, then the cycle begins again.

- An electronic thermostat works differently.
- It reads the room temperature 240 times per hour.
- Enabling it to maintain a much more uniform temperature
- Within approximately 1 °F of the set temperature.

The graph below makes the difference clear.





## MAINTAINING GLOBAL COMMANDER ELECTRIC HEATING PRODUCTS

Global Commander uses an epoxy/polyester powder coating cured in a high-temperature oven to give every product an ultra-durable finish.

Even so, smoke from cooking, tobacco or fireplaces, and other types of airborne particles—especially when close to the heating unit and improperly ventilated will leave fine particles on the unit that can “bake on” yellowing the finish and sometimes the wall above it. To avoid this keep all surfaces clean by regularly wiping them with a soft, non-abrasive cloth.

**Once a year, or as needed, remove dust gathered inside the unit with a vacuum cleaner or compressed air.**

**REMEMBER:** Always turn off the power supply at the main service panel before performing cleaning or maintenance on your electric heater.



## AVOIDING CLICKING SOUNDS WITH BASEBOARD HEATERS

Baseboard heaters sometimes make clicking sounds. These are caused by the unit's metal reacting to temperature variations: it expands when the heat turns on and contracts when the temperature cools.

In Global Commander baseboard heaters, the element is set on high-temperature nylon supports to reduce thermal expansion noises.

Another good trick: do not overtighten screws fastening the heater to the wall. After your heater is securely in place, loosen screws half a turn. This will leave room for the metal to expand without making noise.

Likewise, you should leave a space of at least 1/8" (3 mm), between molding and baseboard heater sides.

**Using an electronic thermostat will also reduce noise by maintaining a consistent room temperature, which minimizes expansion and contraction.**



# Terms and Conditions / Product Returns

## Terms and Conditions

### Payment terms

Net 30 days.  
2% - 10 days.

### Shipping lead-time

Purchase order less than \$2500, shipping lead-time is 10 working days or less. For purchase order over \$2500, please contact customer service for our best shipping lead-time.

### Product Returns

For returns of defective products, call Customer Service at 1 877 247-3461.

Merchandise returns (excess inventory) are subject to a restocking fee of 25%.

### Shipping charges for Est Canada (Ontario, Québec and Atlantic Provinces)

For purchases of:

- Over \$2500: Shipping charges are prepaid, thus free.
- Less than \$2500: Shipping charges are 100% paid by the store.

### Minimum order

The minimum value of an order is \$25.

## Product Returns

**During the first year of warranty, the Global Commander return policy is in-store exchange.**

**All product returns will be accepted with a proof of purchase.**

- 1 Every product return must be authorized by a Global Commander representative prior to sending back products to our premises.
- 2 Our product returns representative will guide you to successfully send back your merchandise.
- 3 Please keep the original manufacturer's packaging box when sending back products to Global Commander.
- 4 Double-check to make sure all components are in the box prior to returning products.

If a consumer is dissatisfied for any reason, call Customer Service at 1 877 247-3461. We will resolve the issue.


**For products whose warranty expired, consumer must contact our customer service representative at 1 877 247-3461. Our representative will directly handle the matter with the consumer.**









# Color Chart

## Standard Colors<sup>1</sup>



## Optional Colors<sup>2</sup>



<sup>1</sup> White gloss may vary according to product Series.  
<sup>2</sup> Upcharge applicable for the optional colors for the series of product for which they are offered.  
  
Note: Due to the printing process, the colors may vary from the actual colors.



A sister brand of  **OUELLET**

By:  
**INNOVAIR**  
SOLUTIONS

1 877 247-3461  
[globalcommander.us](http://globalcommander.us)